

36

Dewan P.N. Chopra & Co.

Chartered Accountants

C-109, Defence Colony, New Delhi - 110 024, India

Phones : +91-11-24645895/96 E-mail : audit@dpncindia.com

INDEPENDENT AUDITOR'S REPORT

To the Members of Flurry Wind Energy Private Limited

Report on the Audit of the Financial Statements

Opinion

We have audited the financial statements of Flurry Wind Energy Private Limited ("the Company"), which comprise the balance sheet as at 31st March 2019, and the statement of Profit and Loss, statement of changes in equity and statement of cash flows for the year then ended, and notes to the financial statements, including a summary of significant accounting policies and other explanatory information


In our opinion and to the best of our information and according to the explanations given to us, the aforesaid financial statements give the information required by the Act in the manner so required and give a true and fair view in conformity with the accounting principles generally accepted in India, of the state of affairs of the Company as at March 31, 2019, and loss, changes in equity and its cash flows for the year ended on that date.

Basis for Opinion

We conducted our audit in accordance with the Standards on Auditing (SAs) specified under section 143(10) of the Companies Act, 2013. Our responsibilities under those Standards are further described in the Auditor's Responsibilities for the Audit of the Financial Statements section of our report. We are independent of the Company in accordance with the Code of Ethics issued by the Institute of Chartered Accountants of India together with the ethical requirements that are relevant to our audit of the financial statements under the provisions of the Companies Act, 2013 and the Rules thereunder, and we have fulfilled our other ethical responsibilities in accordance with these requirements and the Code of Ethics. We believe that the audit evidence we have obtained is sufficient and appropriate to provide a basis for our opinion.

Responsibility of Management for Financial Statements

The Company's Board of Directors is responsible for the matters stated in section 134(5) of the Companies Act, 2013 ("the Act") with respect to the preparation of these financial statements that give a true and fair view of the financial position, financial performance, changes in equity and cash flows of the Company in accordance with the accounting principles generally accepted in India, including the accounting Standards specified under section 133 of the Act. This responsibility also includes maintenance of adequate accounting records in accordance with the provisions of the Act for safeguarding of the assets of the Company and for preventing and detecting frauds and other irregularities; selection and application of appropriate implementation and maintenance of accounting policies; making judgments and estimates that are reasonable and prudent; and design, implementation and maintenance of adequate internal financial controls, that were operating effectively for ensuring the accuracy and completeness of the accounting records, relevant to the preparation and presentation of the financial statement that give a true and fair view and are free from material misstatement, whether due to fraud or error.



Head Office: 57-H, Connaught Circus, New Delhi - 110 001, India Phones : +91-11-23322359/1418 Email : dpncecp@dpncindia.com

Branch Office: D-295, Defence Colony, New Delhi - 110 024, India Phones : +91-11-24645891/92/93 E-mail : dpnc@dpncindia.com

In preparing the financial statements, management is responsible for assessing the Company's ability to continue as a going concern, disclosing, as applicable, matters related to going concern and using the going concern basis of accounting unless management either intends to liquidate the Company or to cease operations, or has no realistic alternative but to do so.

Those Board of Directors are also responsible for overseeing the company's financial reporting process.

Auditor's Responsibilities for the Audit of the Financial Statements

Our objectives are to obtain reasonable assurance about whether the financial statements as a whole are free from material misstatement, whether due to fraud or error, and to issue an auditor's report that includes our opinion. Reasonable assurance is a high level of assurance, but is not a guarantee that an audit conducted in accordance with SAs will always detect a material misstatement when it exists. Misstatements can arise from fraud or error and are considered material if, individually or in the aggregate, they could reasonably be expected to influence the economic decisions of users taken on the basis of these financial statements.

As part of an audit in accordance with SAs, we exercise professional judgment and maintain professional skepticism throughout the audit. We also:

- Identify and assess the risks of material misstatement of the financial statements, whether due to fraud or error, design and perform audit procedures responsive to those risks, and obtain audit evidence that is sufficient and appropriate to provide a basis for our opinion. The risk of not detecting a material misstatement resulting from fraud is higher than for one resulting from error, as fraud may involve collusion, forgery, intentional omissions, misrepresentations, or the override of internal control.
- Obtain an understanding of internal control relevant to the audit in order to design audit procedures that are appropriate in the circumstances, but not for the purpose of expressing an opinion on whether the company has in place an adequate internal financial controls system over financial reporting and the operating effectiveness of such controls.
- Evaluate the appropriateness of accounting policies used and the reasonableness of accounting estimates and related disclosures made by management.
- Conclude on the appropriateness of management's use of the going concern basis of accounting and, based on the audit evidence obtained, whether a material uncertainty exists related to events or conditions that may cast significant doubt on the Company's ability to continue as a going concern. If we conclude that a material uncertainty exists, we are required to draw attention in our auditor's report to the related disclosures in the financial statements or, if such disclosures are inadequate, to modify our opinion. Our conclusions are based on the audit evidence obtained up to the date of our auditor's report. However, future events or conditions may cause the Company to cease to continue as a going concern.
- Evaluate the overall presentation, structure and content of the financial statements, including the disclosures, and whether the financial statements represent the underlying transactions and events in a manner that achieves fair presentation.

We communicate with those charged with governance regarding, among other matters, the planned scope and timing of the audit and significant audit findings, including any significant deficiencies in internal control that we identify during our audit.

We also provide those charged with governance with a statement that we have complied with relevant ethical requirements regarding independence, and to communicate with them all relationships and other



matters that may reasonably be thought to bear on our independence, and where applicable, related safeguards.

From the matters communicated with those charged with governance, we determine those matters that were of most significance in the audit of the financial statements of the current period and are therefore the key audit matters. We describe these matters in our auditor's report unless law or regulation precludes public disclosure about the matter or when, in extremely rare circumstances, we determine that a matter should not be communicated in our report because the adverse consequences of doing so would reasonably be expected to outweigh the public interest benefits of such communication.

Other Matter

The audited statements of the company for the corresponding period ended March 2018 included in these financial statements, have been audited by the predecessor auditors whose audit report dated May 17, 2018 expressed an unmodified opinion on those audited financial statements. Our opinion is not modified in respect of this matter.

Report on Other Legal and Regulatory Requirements

1. As required by the Companies (Auditor's Report) Order, 2016 ("the Order"), issued by the Central Government of India in terms of sub-section (11) of section 143 of the Companies Act, 2013, we give in the "Annexure A" statement on the matters specified in paragraphs 3 and 4 of the Order, to the extent applicable.

2. As required by Section 143(3) of the Act, we report that:

(a) We have sought and obtained all the information and explanations which to the best of our knowledge and belief were necessary for the purposes of our audit.

(b) In our opinion, proper books of account as required by law have been kept by the Company so far as it appears from our examination of those books.

(c) The Balance Sheet, the Statement of Profit and Loss, statement of changes in equity and the Cash Flow Statement dealt with by this Report are in agreement with the books of account.

(d) In our opinion, the aforesaid financial statements comply with the Indian Accounting Standards specified under Section 133 of the Act, read with Rule 7 of the Companies (Accounts) Rules, 2014.

(e) On the basis of the written representations received from the directors as on 31st March, 2019 taken on record by the Board of Directors, none of the directors is disqualified as on 31st March, 2019 from being appointed as a director in terms of Section 164 (2) of the Act.


(f) With respect to the other matters to be included in the Auditor's Report in accordance with Rule 11 of the Companies (Audit and Auditors) Rules, 2014, in our opinion and to the best of our information and according to the explanations given to us:


- i. The Company does not have any pending litigations which would impact its financial position.
- ii. The Company did not have any long-term contracts including derivative contracts for which there were any material foreseeable losses



iii. There were no amounts which were required to be transferred to the Investor Education and Protection Fund by the Company.

For Dewan P. N. Chopra & Co.
Chartered Accountants
Firm Regn. No. 000472N


(CA. Sandeep Dahtya)
Partner
Membership No. 505371



Place: New Delhi
Date: 16 MAY 2019

ANNEXURE-ATO THE INDEPENDENT AUDITORS' REPORT
(Referred to in paragraph - 1 under the heading of "Report on Other Legal and Regulatory Requirements" of our Report of even date.)

Based on the audit procedures performed for the purpose of reporting a true and fair view on the financial statements of the Company and taking into consideration the information and explanations given to us and the books of account and other records examined by us in the normal course of audit and to the best of our knowledge and belief, we report that:-

- (i) The company does not have fixed assets hence paragraph 3(i) of this order is not applicable.
- (ii) The company does not have inventory, hence paragraph 3(ii) of this order is not applicable.
- (iii) The company has not granted loans, secured or unsecured to companies, firms, limited liability partnerships or other parties covered in the register maintained under section 189 of the Companies Act 2013, hence paragraph 3(iii) of this order is not applicable.
- (iv) As the company does not have any loans, investments, guarantees, and securities standing as on 31st March, 2019 for the purpose of section 185 and 186 of the Companies Act, 2013, therefore paragraph 3(iv) is not applicable to the company.
- (v) The company has not accepted any deposits, hence the paragraph 3(v) of the order is not applicable.
- (vi) In our opinion, paragraph 3(vi) of the order is not applicable
- (vii) (a) On the basis of our examination of the records of the company, amounts deducted/accrued in the books of account in respect of undisputed statutory dues including provident fund, employees' state insurance, income-tax, goods and services tax, sales-tax, service tax, duty of customs, duty of excise, value added tax, cess and any other statutory dues have generally been regularly deposited during the year by the company with the appropriate authorities, though there has been a slight delay in a few cases, to the extent applicable to it.

In our opinion, no undisputed amounts payable in respect of provident fund, income tax, goods and services tax, sales tax, value added tax, duty of customs, service tax, cess and other material statutory dues were in arrears as at 31 March 2019 for a period of more than six months from the date they became payable.


(b) On the basis of our examination of the books of accounts and records, there is no dues of income tax or goods and services tax or sales tax or service tax or duty of customs or duty of excise or value added tax or cess which have not been deposited on account of any dispute
- (viii) On the basis of our examination of the books of accounts and records and in our opinion, there is no default in repayment of loans or borrowings to a financial institution, bank, government or dues to debenture holders.
- (ix) In our opinion the Company did not raise any money by way of initial public offer or further public offer (including debt instruments) and term loans raised during the year have been applied for the purpose for which they were obtained.



- (x) In our opinion, no material fraud by the company or on the Company by its officers or employees has been noticed or reported during the course of our audit.
- (xi) The company is a private limited company. Accordingly the provisions of section 197 read with schedule V to the Companies Act are not applicable on the company. Accordingly, paragraph 3(xi) of the order is not applicable.
- (xii) In our opinion, the Company is not a nidhi company. Hence, paragraph 3(xii) of the Order is not applicable.
- (xiii) Based on our examination of the records of the Company and in our opinion, transactions with the related parties are in compliance with sections 177 and 188 of the Act where applicable and details of such transactions have been disclosed in the financial statements as required by the applicable accounting standards.
- (xiv) Based on our examination of the records of the Company, the Company has not made any preferential allotment or private placement of shares or fully or partly convertible debentures during the year.
- (xv) Based on our examination of the records of the Company, the Company has not entered into non-cash transactions with directors or persons connected with him.
- (xvi) Based on our examination of the records of the Company, the Company is not required to be registered under section 45-IA of the Reserve Bank of India Act 1934.

For Dewan P. N. Chopra & Co.
Chartered Accountants
Firm Regn. No. 000472N

(CA. Sandeep Dahiya)
Partner
Membership No. 505371



Place: New Delhi

Date: 16 MAY 2019

Flurry Wind Energy Private Limited
CIN: U40200GJ2018PTC100607
Balance Sheet as st 31 March 2019

| Particulars | Note No. | (Rs. in Lakh) | |
|--|----------|---------------------|---------------------|
| | | As at 31 March 2019 | As at 31 March 2018 |
| ASSETS | | | |
| Non-current assets | | | |
| (a) Capital work-in-progress | 24 | 84.96 | - |
| (b) Financial assets | | | |
| (i) Other non-current financial assets | 5 | 5.05 | - |
| Total Non - current assets | | 90.01 | - |
| Current assets | | | |
| (a) Financial assets | | | |
| (i) Cash and cash equivalents | 6 | 0.24 | 1.09 |
| Total Current assets | | 0.24 | 1.09 |
| Total Assets | | 90.25 | 1.09 |
| EQUITY AND LIABILITIES | | | |
| Equity | | | |
| (a) Equity share capital | 7 | 1.00 | 1.00 |
| (b) Other equity | 8 | (14.34) | (0.43) |
| Sub-total | | (13.34) | 0.57 |
| LIABILITIES | | | |
| Current liabilities | | | |
| (a) Financial liabilities | | | |
| (i) Borrowings | 9 | 93.72 | 0.10 |
| (ii) Other financial liabilities | 10 | 8.92 | 0.42 |
| (b) Other Current Liabilities | 11 | 0.95 | - |
| Sub-total | | 103.59 | 0.52 |
| Total Equity and Liabilities | | 90.25 | 1.09 |

The accompanying notes are an integral part of the financial statements
As per our report of even date attached


For Dewan P.N. Chopra & Co.
Chartered Accountants
Firm's Registration No. 000472N

Sandeep Dahiya
Partner

Membership No. 505371

Place: Delhi

Date: 16 MAY 2019



For Flurry Wind energy Private Limited

(Signature)

Mukesh Manglik
Director

DIN: 07001509

Place: Noida

Date: 16 MAY 2019

(Signature)

Manoj Shambhu Dixit
Director

DIN: 06709232

Flurry Wind Energy Private Limited

CIN: U40200GJ2018PTC100607

Statement of Profit and Loss for the year ended 31 March 2019

| Particulars | Note No. | (Rs. in Lakh) | |
|---|----------|------------------------|--------------------------|
| | | Year ended 31 Mar 2019 | Period ended 31 Mar 2018 |
| Other Income | 12 | 0.05 | - |
| Total Income | | 0.05 | - |
| Expenses | | | |
| Finance costs | 13 | 2.90 | - |
| Other expenses | 14 | 11.06 | 0.43 |
| Total expenses | | 13.96 | 0.43 |
| Loss before tax | | (13.91) | (0.43) |
| Tax expense | | - | - |
| Loss for the period | | (13.91) | (0.43) |
| Other comprehensive income | | - | - |
| Total comprehensive income for the period (comprising loss and other comprehensive income for the period) | | (13.91) | (0.43) |
| Basic and Diluted loss per equity share of Rs. 10 each (In Rs.) | 25 | (139.10) | (21.64) |

The accompanying notes are an integral part of the financial statements
As per our report of even date attached

For Dewan P.N. Chopra & Co.

Chartered Accountants

Firm's Registration No. 000472N


Sandeep Dahiya

Partner

Membership No. 505371

Place: Delhi

Date: 16 MAY 2019

**For Flurry Wind energy Private Limited****Mukesh Manglik**

Director

DIN: 07001509

Place: Noida

Date: 16 MAY 2019

Manoj Shambhu Dixit

Director

DIN: 06709232

Flurry Wind Energy Private Limited
 CIN: U40200GJ2018PTC100607
 Statement of Changes in Equity for the year ended 31 March 2019

A: Equity Share Capital

(Rs. in Lakh)

| Particulars | |
|---|------|
| Balance as at 1 April 2017 | - |
| Changes in equity share capital during the year | 1.00 |
| Balance as at 31 March 2018 | 1.00 |
| Changes in equity share capital during the year | - |
| Balance as at 31 March 2019 | 1.00 |

B: Other Equity


(Rs. in Lakh)

| Reserves & Surplus - Retained Earnings | Retained Earnings |
|---|-------------------|
| Balance as at 1 April 2017 | |
| Loss for the year | (0.43) |
| Total comprehensive income for the year | (0.43) |
| Balance as at 31 March 2018 | (0.43) |
| Loss for the year | (13.91) |
| Total comprehensive income for the year | (13.91) |
| Balance as at 31 March 2019 | (14.34) |

The accompanying notes are an integral part of the financial statements
 As per our report of even date attached

For Dewan P.N. Chopra & Co.
 Chartered Accountants
 Firm's Registration No. 000472N

Sandeep Dahiya
 Partner
 Membership No. 505371
 Place: Delhi
 Date: 16 MAY 2019



For Flurry Wind energy Private Limited

Mukesh Manglik
 Director
 DIN: 07001509
 Place: Noida
 Date: 16 MAY 2019

Manoj Shambhu Dixit
 Director
 DIN: 06709232

Flurry Wind Energy Private Limited
CIN: U40200GJ2018PTC100607
Statement of Cash Flows for the year ended 31 March 2019

(Rs. in Lakh)

| Particulars | Year ended 31 Mar 2019 | Period ended 31 Mar 2018 |
|--|---------------------------|-----------------------------|
| Cash flows from operating activities | | |
| Loss for the period | (13.91) | (0.43) |
| Adjustments for: | | |
| Finance costs | 2.90 | - |
| Operating loss before working capital changes | (11.01) | (0.43) |
| Movements in working capital: | | |
| Movement in Bank Deposits | (5.05) | - |
| Other financial liabilities | 8.50 | 0.42 |
| Other Current Liabilities | 0.95 | - |
| Cash used in operating activities | (6.61) | (0.01) |
| Income taxes paid | - | - |
| Net cash used in operating activities | (6.61) | (0.01) |
| Cash flows from investing activities | | |
| Purchase of property, plant and equipment (including changes in capital work-in-progress, capital creditors and capital advance) | (84.96) | - |
| Net cash used in investing activities | (84.96) | - |
| Cash flows from financing activities | | |
| Shares issued during the period | - | 1.00 |
| Inter-corporate deposit received | 93.62 | 0.10 |
| Finance costs | (2.90) | - |
| Net cash generated from financing activities | 90.72 | 1.10 |
| Net increase in cash and cash equivalents | (0.85) | 1.09 |
| Cash and cash equivalents at the beginning of the year | 1.09 | - |
| Cash and cash equivalents at the end of the year | 0.24 | 1.09 |

Changes in liabilities arising from financing activities:

(Rs. in Lakh)

| Particulars | Current Borrowing |
|------------------|-------------------|
| Opening Balance | 0.10 |
| Cash flows | 93.62 |
| Interest expense | 9.51 |
| Interest paid | (0.95) |
| Closing Balance | 102.28 |

Notes:

- The above statement of cash flows has been prepared under the Indirect method as per Ind AS 7 : Statement of Cash Flows
 - Components of cash and cash equivalents are as per note 6
 - The accompanying notes are an integral part of the financial statements.
- As per our report of even date attached

For Dewan P.N. Chopra & Co.

Chartered Accountants

Firm's Registration No. 000472N

Sandeep Dahiya
Partner
Membership No. 505371

Place: Delhi

Date: 16 MAY 2019

For Flurry Wind energy Private Limited

Mukesh Manglik
Director

DIN: 07001509

Place: Noida

Date: 16 MAY 2019

Manoj Shambhu Dixit
Director

DIN: 06709232

Date: 16 MAY 2019

Flurry Wind Energy Private Limited
Notes to the financial statements for the year ended 31 March 2019

1. Company information

Flurry Wind Energy Private Limited (the "Company") incorporated on 18 January 2018 under the Companies Act, 2013 and is proposed to engage in the business of generation and sale of wind energy. The Company is a wholly owned subsidiary of Inox Wind Infrastructure Services Limited which is a subsidiary of Inox Wind Limited (IWL). IWL is a subsidiary of Gujarat Fluorochemicals Limited and its ultimate holding company is Inox Leasing and Finance Limited. The Company is yet to commence its commercial operations.

The Company's registered office is located at 301, ABS Tower Old Padra Road, Vadodara, Gujarat, India.

2. Statement of compliance and basis of preparation and presentation

2.1 Statement of Compliance

These financial statements of the Company comply in all material aspects with the Indian Accounting Standards ("Ind AS") notified under section 133 of the Companies Act, 2013 ("the Act") and other relevant provisions of the Act.

2.2 Basis of Measurement

These financial statements are presented in Indian Rupees (INR), which is also the Company's functional currency. All amounts have been rounded-off to the nearest lakh, unless otherwise indicated. Previous year financial statements are the first financial statements of the company and prepared for the period 18th January 2018 (i.e. Incorporation Date) to 31st March 2018. Hence same are not comparable for the current period.

These financial statements have been prepared on the historical cost basis except for certain financial instruments that are measured at fair values at the end of each reporting period, as explained in the significant accounting policies.

Historical cost is generally based on the fair value of the consideration given in exchange for goods and services.

Fair value is the price that would be received to sell an asset or paid to transfer a liability in an orderly transaction between market participants at the measurement date, regardless of whether that price is directly observable or estimated using another valuation technique. In estimating the fair value of an asset or a liability, the Company takes into account the characteristics of the asset or liability if market participants would take those characteristics into account when pricing the asset or liability at the measurement date. Fair value for measurement and/or disclosure purposes in these financial statements is determined on such a basis.

In addition, for financial reporting purposes, fair value measurements are categorised into Level 1, 2, or 3 based on the degree to which the inputs to the fair value measurements are observable and the significance of the inputs to the fair value measurement in its entirety, which are described as follows:

- Level 1 inputs are quoted prices (unadjusted) in active markets for identical assets or liabilities that the entity can access at the measurement date;
- Level 2 inputs are inputs, other than quoted prices included within Level 1, that are observable for the asset or liability, either directly or indirectly; and
- Level 3 inputs are unobservable inputs for the asset or liability.



Flurry Wind Energy Private Limited
Notes to the financial statements for the year ended 31 March 2019

2.3 Basis of Preparation and Presentation

The financial statements have been prepared on accrual and going concern basis.

Any asset or liability is classified as current if it satisfies any of the following conditions:

- the asset/liability is expected to be realized/settled in the Company's normal operating cycle;
- the asset is intended for sale or consumption;
- the asset/liability is held primarily for the purpose of trading;
- the asset/liability is expected to be realized/settled within twelve months after the reporting period
- the asset is cash or cash equivalent unless it is restricted from being exchanged or used to settle a liability for at least twelve months after the reporting date;
- in the case of a liability, the Company does not have an unconditional right to defer settlement of the liability for at least twelve months after the reporting date.

All other assets and liabilities are classified as non-current.

For the purpose of current/non-current classification of assets and liabilities, the Company has ascertained its normal operating cycle as twelve months.

These financial statements were authorized for issue by the Company's Board of Directors on 16 MAY 2019

3. Significant Accounting Policies

3.1 Borrowing costs

Borrowing costs directly attributable to the acquisition, construction or production of qualifying assets, which are assets that necessarily take a substantial period of time to get ready for their intended use or sale, are added to the cost of those assets, until such time as the assets are substantially ready for their intended use or sale.

Interest income earned on the temporary investment of specific borrowings pending their expenditure on qualifying assets is deducted from the borrowing costs eligible for capitalisation.

All other borrowing costs are recognised in profit or loss in the period in which they are incurred.

3.2 Taxation

Income tax expense represents the sum of the tax currently payable and deferred tax.

3.2.1 Current tax

The tax currently payable is based on taxable profit for the year. Taxable profit differs from 'profit before tax' as reported in the statement of profit and loss because of items of income or expense that are taxable or deductible in other years, items that are never taxable or deductible and tax incentives. The Company's current tax is calculated using tax rates that have been enacted or substantively enacted by the end of the reporting period.

3.2.2 Deferred tax

Deferred tax is recognised on temporary differences between the carrying amounts of assets and liabilities in the financial statements and the corresponding tax bases used in the computation of taxable profit. Deferred tax liabilities are generally recognised for all taxable temporary differences. Deferred tax assets are generally recognised for all deductible temporary differences to the extent that it is probable that taxable profits will be available against which those deductible temporary differences can be utilised. Such deferred tax assets and



Flurry Wind Energy Private Limited
Notes to the financial statements for the year ended 31 March 2019

liabilities are not recognised if the temporary difference arises from the initial recognition (other than in a business combination) of assets and liabilities in a transaction that affects neither the taxable profit nor the accounting profit. In addition, deferred tax liabilities are not recognised if the temporary difference arises from the initial recognition of goodwill.

The carrying amount of deferred tax assets is reviewed at the end of each reporting period and reduced to the extent that it is no longer probable that sufficient taxable profits will be available to allow all or part of the asset to be recovered.

Deferred tax liabilities and assets are measured at the tax rates that are expected to apply in the period in which the liability is settled or the asset realised, based on tax rates (and tax laws) that have been enacted or substantively enacted by the end of the reporting period.

The measurement of deferred tax liabilities and assets reflects the tax consequences that would follow from the manner in which the Company expects, at the end of the reporting period, to recover or settle the carrying amount of its assets and liabilities.

3.2.3 Presentation of current and deferred tax :

Current and deferred tax are recognised in profit or loss, except when they relate to items that are recognised in other comprehensive income or directly in equity, in which case, the current and deferred tax are also recognised in other comprehensive income or directly in equity respectively. Where current tax or deferred tax arises from the initial accounting for a business combination, the tax effect is included in the accounting for the business combination.

The Company offsets current tax assets and current tax liabilities, where it has a legally enforceable right to set off the recognized amounts and where it intends either to settle on a net basis, or to realize the asset and settle the liability simultaneously. In case of deferred tax assets and deferred tax liabilities, the same are offset if the Company has a legally enforceable right to set off corresponding current tax assets against current tax liabilities and the deferred tax assets and deferred tax liabilities relate to income taxes levied by the same tax authority on the Company.

3.3 Leasing

Leases are classified as finance leases whenever the terms of the lease transfer substantially all the risks and rewards of ownership to the lessee. All other leases are classified as operating leases. The leasing transaction of the Company comprise of only operating leases.

3.3.1 The Company as lessee

Payments made under operating leases are generally recognised in profit or loss on a straight-line basis over the term of the lease unless such payments are structured to increase in line with the expected general inflation to compensate for the lessors' expected inflationary cost increases. Contingent rentals arising under operating leases are recognised as an expense in the period in which they are incurred.

3.4 Provisions and contingencies

The Company recognizes provisions when a present obligation (legal or constructive) as a result of a past event exists and it is probable that an outflow of resources embodying economic benefits will be required to settle such obligation and the amount of such obligation can be reliably estimated.



Flurry Wind Energy Private Limited
Notes to the financial statements for the year ended 31 March 2019

The amount recognised as a provision is the best estimate of the consideration required to settle the present obligation at the end of the reporting period, taking into account the risks and uncertainties surrounding the obligation. If the effect of time value of money is material, provisions are discounted using a current pre-tax rate that reflects, when appropriate, the risks specific to the liability. When discounting is used, the increase in the provision due to the passage of time is recognised as a finance cost.

A disclosure for a contingent liability is made when there is a possible obligation or a present obligation that may, but probably will not require an outflow of resources embodying economic benefits or the amount of such obligation cannot be measured reliably.

When there is a possible obligation or a present obligation in respect of which likelihood of outflow of resources embodying economic benefits is remote, no provision or disclosure is made.

3.5 Financial instruments

Financial assets and financial liabilities are recognised when the Company becomes a party to the contractual provisions of the instruments. Financial assets and financial liabilities are initially measured at fair value. Transaction costs that are directly attributable to the acquisition or issue of financial assets and financial liabilities (other than financial assets and financial liabilities at fair value through profit or loss) are added to or deducted from the fair value of the financial assets or financial liabilities, as appropriate, on initial recognition. Transaction costs directly attributable to the acquisition of financial assets or financial liabilities at fair value through profit or loss are recognised immediately in profit or loss.

A] Financial assets

a) Initial recognition and measurement:

Financial assets are recognised when the Company becomes a party to the contractual provisions of the instrument. On initial recognition, a financial asset is recognised at fair value, in case of financial assets which are recognised at fair value through profit and loss (FVTPL), its transaction costs are recognised in the statement of profit and loss. In other cases, the transaction costs are attributed to the acquisition value of the financial asset.

b) Effective interest method:

The effective interest method is a method of calculating the amortised cost of a debt instrument and of allocating interest income over the relevant period. The effective interest rate is the rate that exactly discounts estimated future cash receipts (including all fees and points paid or received that form an integral part of the effective interest rate, transaction costs and other premiums or discounts) through the expected life of the debt instrument, or, where appropriate, a shorter period, to the net carrying amount on initial recognition.

Income is recognised on an effective interest basis for debt instruments other than those financial assets classified as at FVTPL. Interest income is recognised in profit or loss and is included in the "Other income" line item.



Flurry Wind Energy Private Limited
Notes to the financial statements for the year ended 31 March 2019

c) Subsequent measurement:

For subsequent measurement, the Company classifies a financial asset in accordance with the below criteria:

- i. The Company's business model for managing the financial asset and
- ii. The contractual cash flow characteristics of the financial asset.

Based on the above criteria, the Company classifies its financial assets into the following categories:

i. Financial assets measured at amortized cost:

A financial asset is measured at the amortized cost if both the following conditions are met:

- a) The Company's business model objective for managing the financial asset is to hold financial assets in order to collect contractual cash flows, and
- b) The contractual terms of the financial asset give rise on specified dates to cash flows that are solely payments of principal and interest on the principal amount outstanding.

This category applies to cash and bank balances of the Company. Such financial assets are subsequently measured at amortized cost using the effective interest method.

The amortized cost of a financial asset is also adjusted for loss allowance, if any.

ii. Financial assets measured at FVTOCI:

A financial asset is measured at FVTOCI if both of the following conditions are met:

- a) The Company's business model objective for managing the financial asset is achieved both by collecting contractual cash flows and selling the financial assets, and
- b) The contractual terms of the financial asset give rise on specified dates to cash flows that are solely payments of principal and interest on the principal amount outstanding.

Investments in equity instruments classified under financial assets are initially measured at fair value. The Company may, on initial recognition, irrevocably elect to measure the same either at FVTOCI or FVTPL. The Company makes such election on an instrument-by-instrument basis. Fair value changes on an equity instrument are recognized as other income in the Statement of Profit and Loss unless the Company has elected to measure such instrument at FVTOCI.

The Company does not have any financial assets in this category.

iii. Financial assets measured at FVTPL:

A financial asset is measured at FVTPL unless it is measured at amortized cost or at FVTOCI as explained above. This is a residual category applied to all other investments of the Company excluding investments in subsidiaries, joint ventures and associate companies. Such financial assets are subsequently measured at fair value at each reporting date. Fair value changes are recognized in the Statement of Profit and Loss. Dividend income on the investments in equity instruments are recognized as 'other income' in the Statement of Profit and Loss.

The Company does not have any financial assets in this category.

d) Derecognition:

A financial asset (or, where applicable, a part of a financial asset or part of a group of similar financial assets) is derecognized (i.e. removed from the Company's Balance Sheet) when any of the following occurs:



Flurry Wind Energy Private Limited
Notes to the financial statements for the year ended 31 March 2019

- i. The contractual rights to cash flows from the financial asset expires;
- ii. The Company transfers its contractual rights to receive cash flows of the financial asset and has substantially transferred all the risks and rewards of ownership of the financial asset;
- iii. The Company retains the contractual rights to receive cash flows but assumes a contractual obligation to pay the cash flows without material delay to one or more recipients under a 'pass-through' arrangement (thereby substantially transferring all the risks and rewards of ownership of the financial asset);
- iv. The Company neither transfers nor retains substantially all risk and rewards of ownership and does not retain control over the financial asset.

In cases where Company has neither transferred nor retained substantially all of the risks and rewards of the financial asset, but retains control of the financial asset, the Company continues to recognize such financial asset to the extent of its continuing involvement in the financial asset. In that case, the Company also recognizes an associated liability.

The financial asset and the associated liability are measured on a basis that reflects the rights and obligations that the Company has retained.

On derecognition of a financial asset, the difference between the asset's carrying amount and the sum of the consideration received and receivable and the cumulative gain or loss that had been recognised in other comprehensive income and accumulated in equity is recognised in profit or loss if such gain or loss would have otherwise been recognised in profit or loss on disposal of that financial asset.

e) Impairment of financial assets:

The Company applies expected credit losses (ECL) model for measurement and recognition of loss allowance on the following:

- i. Financial assets measured at amortized cost
- ii. Financial assets measured at fair value through other comprehensive income (FVTOCI)

The Company does not have any trade receivables in this year.

In case of assets listed as (i) and (ii) above, the Company determines if there has been a significant increase in credit risk of the financial asset since initial recognition. If the credit risk of such assets has not increased significantly, an amount equal to 12-month ECL is measured and recognized as loss allowance. However, if credit risk has increased significantly, an amount equal to lifetime ECL is measured and recognized as loss allowance.

Subsequently, if the credit quality of the financial asset improves such that there is no longer a significant increase in credit risk since initial recognition, the Company reverts to recognizing impairment loss allowance based on 12-month ECL.

ECL is the difference between all contractual cash flows that are due to the entity in accordance with the contract and all the cash flows that the entity expects to receive, discounted at the original effective interest rate.

12-month ECL are a portion of the lifetime ECL which result from default events that are possible within 12 months from the reporting date. Lifetime ECL are the expected credit losses resulting from all possible default events over the expected life of a financial asset.

ECL are measured in a manner that they reflect unbiased and probability weighted amounts determined by a range of outcomes, taking into account the time value of money and other reasonable information available as a result of past events, current conditions and forecasts of future economic conditions.



Flurry Wind Energy Private Limited
Notes to the financial statements for the year ended 31 March 2019

ECL impairment loss allowance (or reversal) recognized during the period is recognized as income/ expense in the Statement of Profit and Loss under the head 'Other expenses' / 'Other income'.

B] Financial liabilities and equity instruments

Debt and equity instruments issued by the Company are classified as either financial liabilities or as equity in accordance with the substance of the contractual arrangements and the definitions of a financial liability and an equity instrument.

i. Equity instruments:-

An equity instrument is any contract that evidences a residual interest in the assets of an entity after deducting all of its liabilities. Equity instruments issued by the Company member are recognised at the proceeds received, net of direct issue costs.

Repurchase of the Company's own equity instruments is recognised and deducted directly in equity. No gain or loss is recognised in profit or loss on the purchase, sale, issue or cancellation of the Company's own equity instruments.

ii. Financial Liabilities:-

a) Initial recognition and measurement :

Financial liabilities are recognised when the company becomes a party to the contractual provisions of the instrument. Financial liabilities are initially measured at fair value.

b) Subsequent measurement:

Financial liabilities are subsequently measured at amortised cost using the effective interest rate method. Financial liabilities carried at fair value through profit or loss are measured at fair value with all changes in fair value recognised in the Statement of Profit and Loss.

The Company has not designated any financial liability as at FVTPL.

c) Derecognition of financial liabilities:

A financial liability is derecognized when the obligation under the liability is discharged or cancelled or expires. When an existing financial liability is replaced by another from the same lender on substantially different terms, or the terms of an existing liability are substantially modified, such an exchange or modification is treated as the derecognition of the original liability and the recognition of a new liability. The difference between the carrying amount of the financial liability derecognized and the consideration paid is recognized in the Statement of Profit and Loss.

3.6 Earnings Per Share

Basic earnings per share is computed by dividing the net profit or loss for the period attributable to the equity shareholders of the Company by the weighted average number of equity shares outstanding during the period. The weighted average number of equity shares outstanding during the period and for all periods presented is adjusted for events, such as bonus shares, other than the conversion of potential equity shares that have changed the number of equity shares outstanding, without a corresponding change in resources.

For the purpose of calculating diluted earnings per share, the net profit or loss for the period attributable to equity shareholders and the weighted average number of shares outstanding during the period is adjusted for the effects of all dilutive potential equity shares.



Flurry Wind Energy Private Limited
Notes to the financial statements for the year ended 31 March 2019

3.7 Recent accounting pronouncements

On March 30th 2019, the Ministry of Corporate Affairs has notified Ind AS 116: Leases. Ind AS 116 will replace the existing Ind AS 17: Leases and related interpretations. Ind AS 116 introduces a single lease accounting model and requires lessee to recognize assets and liabilities for all leases with a term of more than 12 months unless underlying asset is of low value.

Since the company's lease period is of 11 months the amendment will not have any effect on the financial statements of the company.

4 Critical accounting judgements and use of estimates

In application of Company's accounting policies, which are described in Note 3, the directors of the Company are required to make judgements, estimations and assumptions about the carrying value of assets and liabilities that are not readily apparent from other sources. The estimates and associated assumptions are based on historical experience and other factors that are considered to be relevant. Actual results may differ from these estimates.

The estimates and underlying assumptions are reviewed on an ongoing basis. Revisions to accounting estimates are recognised in the period in which the estimate is revised if the revision affects only that period, or in the period of revision or future periods if the revision affects both current and future periods.

The Company has not commenced its commercial operations upto 31 March 2019 and hence there are no significant judgements or estimates required to be made during the year.



Flurry Wind Energy Private Limited

Notes to the financial statements for the year ended 31 March 2019

| Particulars | (Rs. in Lakh) | |
|--|------------------------|------------------------|
| | As at 31 March 2019 | As at 31 March 2018 |
| 5: Other non-current financial assets | | |
| Fixed Deposits with maturity over 12 months (including interest accrued)* | 5.05 | - |
| Total | 5.05 | - |
| | | |
| * under lien-marked | | |
| | | |
| 6: Cash and cash equivalents | | |
| Balances with bank | | |
| In current account | 0.24 | 1.09 |
| Total | 0.24 | 1.09 |



Flurry Wind Energy Private Limited

Notes to the financial statements for the year ended 31 March 2019

(Rs. in Lakh)

| Particulars | (Rs. in Lakh) | |
|---|------------------------|------------------------|
| | As at 31 March 2019 | As at 31 March 2018 |
| 7: Equity share capital | | |
| Authorised share capital | | |
| 10,000 equity shares of Rs. 10 each | 1.00 | 1.00 |
| Issued, subscribed and paid up share capital | | |
| 10,000 equity shares of Rs. 10 each fully paid up | 1.00 | 1.00 |
| | 1.00 | 1.00 |

(a) Reconciliation of the number of shares outstanding at the beginning and at the end of the year

| Particulars | As at 31 March 2019 | | As at 31 March 2018 | |
|---|---------------------|---------------|---------------------|---------------|
| | No. of shares | (Rs. in Lakh) | No. of shares | (Rs. in Lakh) |
| Shares outstanding at the beginning of the period | 10,000 | 1.00 | - | - |
| Shares issued during the period | - | - | 10,000 | 1.00 |
| Shares outstanding at the end of the year | 10,000 | 1.00 | 10,000 | 1.00 |

(b) Rights, preferences and restrictions attached to equity shares

The Company has only one class of equity shares having par value of Rs. 10 per share. Each shareholder is eligible for one vote per share held and entitled to receive dividend as declared from time to time. In the event of liquidation of the Company, the holders of equity shares will be entitled to receive the remaining assets of the Company, in proportion of their shareholding.

(c) Shares held by holding company

| Particulars | As at 31 March 2019 | | As at 31 March 2018 | |
|---|---------------------|---------------|---------------------|---------------|
| | No. of shares | (Rs. in Lakh) | No. of shares | (Rs. in Lakh) |
| Inox Wind Infrastructure Services Limited (*) | 10,000 | 1.00 | 10,000 | 1.00 |
| TOTAL | 10,000 | 1.00 | 10,000 | 1.00 |

(d) Details of shareholders holding more than 5% shares in the Company:

| Name of shareholder | As at 31 March 2019 | | As at 31 March 2018 | |
|---|---------------------|-----------|---------------------|-----------|
| | No. of shares | Holding % | No. of shares | Holding % |
| Inox Wind Infrastructure Services Limited (*) | 10,000 | 100.00% | 10,000 | 100.00% |

(*) Including shares held through nominee shareholders



Flurry Wind Energy Private Limited
Notes to the financial statements for the year ended 31 March 2019

| Particulars | (Rs. in Lakh) | |
|-------------|------------------------|------------------------|
| | As at 31 March 2019 | As at 31 March 2018 |

8: Other Equity

| | | |
|-------------------|----------------|---------------|
| Retained earnings | (14.34) | (0.43) |
| Total | (14.34) | (0.43) |

Retained earnings

| Particulars | As at | |
|--|----------------|---------------|
| | 31 March 2019 | 31 March 2018 |
| Balance at beginning of period | (0.43) | - |
| Loss for the period | (13.91) | (0.43) |
| Balance as at the end of the year | (14.34) | (0.43) |

Nature & Purpose of Reserves:

Retained Earnings : Retained earnings are the profits of the company earned till date less transferred to general reserve, if any.



Flurry Wind Energy Private Limited
Notes to the financial statements for the year ended 31 March 2019

| Particulars | (Rs. in Lakh) | |
|---|------------------------|------------------------|
| | As at 31 March 2019 | As at 31 March 2018 |
| 9: Borrowings | | |
| Current | | |
| From related party (see Note 16) | | |
| Inter-corporate deposit from holding company (unsecured) | 102.28 | 0.10 |
| Less: Interest accrued disclosed under Note 10: Other financial liabilities | (8.56) | * |
| | 93.72 | 0.10 |
| (*) Amount is less than Rs. 0.01 lakh | | |
| Inter-corporate deposit from holding company is repayable on demand and carries interest @ 12% p.a. | | |
| 10: Other financial liabilities | | |
| Current | | |
| Interest accrued but not due on short term borrowings | 8.56 | * |
| Expenses payable | 0.18 | 0.24 |
| Audit fees payable | 0.18 | 0.18 |
| | 8.92 | 0.42 |
| (*) Amount is less than Rs. 0.01 lakh | | |
| 11: Other current liabilities | | |
| Duties & Taxes | 0.95 | - |
| Total | 0.95 | - |



Flurry Wind Energy Private Limited

Notes to the financial statements for the year ended 31 March 2019

| Particulars | (Rs. in Lakh) | |
|--|---------------------------|-----------------------------|
| | Year ended 31 Mar 2019 | Period ended 31 Mar 2018 |
| 12: Other Income | | |
| Interest On bank fixed deposits | 0.05 | - |
| Total | 0.05 | - |
| 13: Finance costs | | |
| Interest on financial liabilities carried at amortised cost | | |
| Interest on inter-corporate deposit from holding company | 9.51 | * |
| Less : Interest Capitalized | (6.61) | - |
| Total | 2.90 | - |
| (*) Amount is less than Rs. 0.01 lakh | | |
| 14: Other expenses | | |
| Rent | 0.16 | 0.03 |
| Legal and professional fees and expenses | 0.06 | - |
| Preliminary expenses written off | * | 0.21 |
| Payment to Auditors | 0.18 | 0.18 |
| Interest on TDS | 0.43 | - |
| Bank Charges | 0.08 | 0.01 |
| PBG Delay Charges | 10.15 | - |
| Total | 11.06 | 0.43 |
| (*) Amount is less than Rs. 0.01 lakh | | |



Flurry Wind Energy Private Limited

Notes to the financial statements for the year ended 31 March 2019

15: Payment to Auditors

(Rs. in Lakh)

| Particulars | 2018-19 | 2017-18 |
|-----------------|---------|---------|
| Statutory Audit | 0.18 | 0.18 |

16: Related Party Transactions**(i) Where control exists:**

Inox Leasing and Finance Limited - ultimate holding company

Gujarat Fluorochemicals Limited (GFL) - holding company of IWL

Inox Wind Limited (IWL) - holding company of IWISL

Inox Wind Infrastructure Services Limited (IWISL) - the holding company

(ii) Particulars of transactions

(Rs. in Lakh)

| Particulars | Holding Company | | Total | |
|--|-----------------|---------|----------|---------|
| | 2018-19 | 2017-18 | 2018-19 | 2017-18 |
| a) Shares issued | | | | |
| Inox Wind Infrastructure Services Limited | - | 1.00 | - | 1.00 |
| (b) Inter-corporate deposit received | | | | |
| Inox Wind Infrastructure Services Limited | 93.62 | 0.10 | 93.62 | 0.10 |
| (c) Rent paid | | | | |
| Gujarat Fluorochemicals Limited | 0.16 | 0.03 | 0.16 | 0.03 |
| (d) Interest expense on inter-corporate deposit | | | | |
| Inox Wind Infrastructure Services Limited | 9.51 | * | 9.51 | * |
| (e) Bank Guarantee Issued | | | | |
| Gujarat Fluorochemicals Limited | 1,000.00 | - | 1,000.00 | - |

(*) Amount is less than Rs. 0.01 lakh



Flurry Wind Energy Private Limited
Notes to the financial statements for the year ended 31 March 2019

16: Related Party Transactions - continued

(Rs. in Lakh)

| Particulars | Holding Company | | Total | |
|--|------------------------|------------------------|------------------------|------------------------|
| | As at 31 March 2019 | As At 31 March 2018 | As at 31 March 2019 | As At 31 March 2018 |
| (a) Amounts payable | | | | |
| (i) Inter-corporate deposit (Including interest accrued) | | | | |
| Inox Wind Infrastructure Services Limited | 102.28 | 0.10 | 102.28 | 0.10 |
| (ii) Other payables | | | | |
| Gujarat Fluorochemicals Limited | 0.19 | 0.03 | 0.19 | 0.03 |
| (iii) Bank Guarantee Outstanding | | | | |
| Gujarat Fluorochemicals Limited | 1,000.00 | - | 1,000.00 | - |

Notes:

(a) Amounts outstanding are unsecured and will be settled in cash.

(b) The Company has been provided inter corporate deposits at rate comparable to the average commercial rate of interest of holding company. These loans are unsecured.

(c) There have been no guarantees, received or provided, for any related party receivables or payables.

17: Dues to MSME

There is no amount due to "Micro or Small Enterprises" under Micro, Small and Medium Enterprises Development Act, 2006. This information as required to be disclosed under the Micro, Small and Medium Enterprises Development Act, 2006 has been determined to the extent such parties have been identified on the basis of information available with the Company. Further no interest is paid/payable to in terms of section 16 of the said Act.

18: Operating Lease Arrangements

Leasing arrangement in respect of operating lease for office premises:

The Company's lease agreement is for a period of 11 months. The aggregate lease rentals are charged as 'Rent' in Note 14: Other expenses in the Statement of Profit and Loss.

19: Employee Benefits

The Company does not have any employee hence the company is not under any obligation to incur employee benefit related expense.

20: Events after the Reporting Period

There are no events observed after the reported period which have an impact on the company operations.



21: Financial Instruments

The Company is yet to commence its commercial operations and accordingly the financial instruments held by the Company are not significant.

(i) Categories of financial instruments

| Particulars | (Rs. in lakh) | |
|-----------------------------------|---------------------------|----------------------------|
| | As at 31 March 2019 | As at March 31, 2018 |
| Financial assets | | |
| Measured at amortised cost | | |
| (i) Cash and bank balances | 0.24 | 1.09 |
| (ii) Other Bank Balances | 5.05 | - |
| Financial liabilities | | |
| Measured at amortised cost | | |
| (i) Borrowings | 102.28 | 0.10 |
| (ii) Other financial liabilities | 0.36 | 0.42 |
| Total | 102.64 | 0.52 |

The carrying amount reflected above represents the Company's maximum exposure to credit risk for such financial assets.

(ii) Financial risk management

The Company is yet to commence its commercial operations. Its principal financial liabilities comprise of borrowings from its holding company (at fixed rate of interest) and other payables. The main purpose of these financial liabilities is to finance the Company's present activities. The Company's financial assets comprise of bank balances.

The financial assets and liabilities of the Company are not exposed to changes in foreign currency exchange risk, interest rate and other price risk. Further, there is no credit risk as the financial assets comprise only of bank balance with reputed bank.


(a) Liquidity risk management

The Company manages its liquidity by financial support of holding company.

The following table details the remaining contractual maturity for its financial liabilities with agreed repayment periods. The contractual maturity is based on the earliest date on which the Company may be required to pay.

| Particulars | (Rs. in Lakh) | | | | |
|---------------------------------|---------------|-----------|-----------|----------|------------------------------------|
| | Upto 1 year | 1-3 years | 3-5 years | 5+ years | Total contractual cash flows |
| As at March 2019 | | | | | |
| Borrowings and interest thereon | 102.28 | - | - | - | 102.28 |
| Other financial liabilities | 0.36 | - | - | - | 0.36 |
| Total | 102.64 | - | - | - | 102.64 |
| As at March 2018 | | | | | |
| Borrowings and interest thereon | 0.10 | - | - | - | 0.10 |
| Other financial liabilities | 0.42 | - | - | - | 0.42 |
| Total | 0.52 | - | - | - | 0.52 |

The entire borrowings and interest thereon is due to the holding company. Other liabilities of the Company will be repaid with the support of the holding company and cash and bank balances.



21: Financial Instruments - continued

b) Market risk:

Market risk is the risk that the fair value of future cash flows of a financial instrument will fluctuate because of change in market price. The Company does not have any foreign currency exposure and hence is not subject to foreign currency risks. The entire borrowing of the Company is from its holding company and is at a fixed rate. Hence the Company is not subject to any interest rate risks. Further, the Company does not have any investments, trade receivables or any other receivable and hence is not subject to other price risks, interest risk and credit risk.

(c) Financial instrument measured at Amortised Cost

The carrying amount of financial assets and financial liabilities measured at amortized cost in the financial statement are a reasonable approximation of their fair values since the Company does not anticipate that the carrying amounts would be significantly different than the values that be eventually received or paid.

22: Capital Management

The Company is wholly owned by its parent company and it does not have any external borrowings and is not subject to any externally imposed capital requirements.



Flurry Wind Energy Private Limited

Notes to the financial statements for the year ended 31 March 2019

23: Income Tax Recognised in Profit or Loss

(Rs. in Lakh)

| Particulars | Year ended 31 Mar 2019 | Period ended 31 Mar 2018 |
|--|---------------------------|-----------------------------|
| Current tax | Nil | Nil |
| Deferred tax | Nil | Nil |
| Total income tax expense recognised in the current period | Nil | Nil |

a. The income tax expense for the year can be reconciled to the accounting profit as follows:

(Rs. in Lakh)

| Particulars | Year ended 31 Mar 2019 | Period ended 31 Mar 2018 |
|--|---------------------------|-----------------------------|
| Loss before tax | (13.91) | (0.43) |
| Income tax using the Company's domestic tax rate* | (3.62) | (0.11) |
| Effect of non-deductible expenses | 3.62 | 0.11 |
| Income tax expense recognised in profit or loss | - | - |

*The tax rate used for the 2018-2019 is the corporate tax rate of 26.00% (Previous Year Tax Rate 25.75%) payable by corporate entities in India on taxable profits under the Indian tax law.



Flurry Wind Energy Private Limited
Notes to the financial statements for the year ended 31 March 2019

24: Capital Work in Progress

Capital work in progress includes INR 84.96 Lakh pertaining to pre-operating expenditure

(Rs. in Lakh)

| Particulars | Year ended 31 Mar 2019 | Period ended 31 Mar 2018 |
|--|---------------------------|-----------------------------|
| a) Opening Balance | - | - |
| b) Additions: | | |
| Success Charges & Other Related Expenses | 78.35 | - |
| Interest Cost Capitalized | 6.61 | - |
| c) Closing Balance | 84.96 | - |

25: Earnings Per Share

(Rs. in Lakh)

| Particulars | Year ended 31 Mar 2019 | Period ended 31 Mar 2018 |
|---|---------------------------|-----------------------------|
| a) Net loss attributable to equity shareholders (Rs. in lakh) | (13.91) | (0.43) |
| b) Weighed average number of equity shares used in calculation of basic and diluted EPS (Nos) | 10,000 | 1,973 |
| c) Nominal value of equity share (Rs.) | 10 | 10 |
| d) Basic and diluted loss per equity share (Rs) | (139.10) | (21.64) |

As per our report of even date attached

For Dewan P.N. Chopra & Co.

Chartered Accountants

Firm's Registration No. 000472N


Sandeep Dahiya

Partner

Membership No. 505874

Place: Delhi

Date: 16 MAY 2019



For Flurry Wind energy Private Limited

Mukesh Manglik

Director

DIN: 07001509

Place: Noida

Date: 16 MAY 2019

Manoj Shambhu Dixit

Director

DIN: 06709232